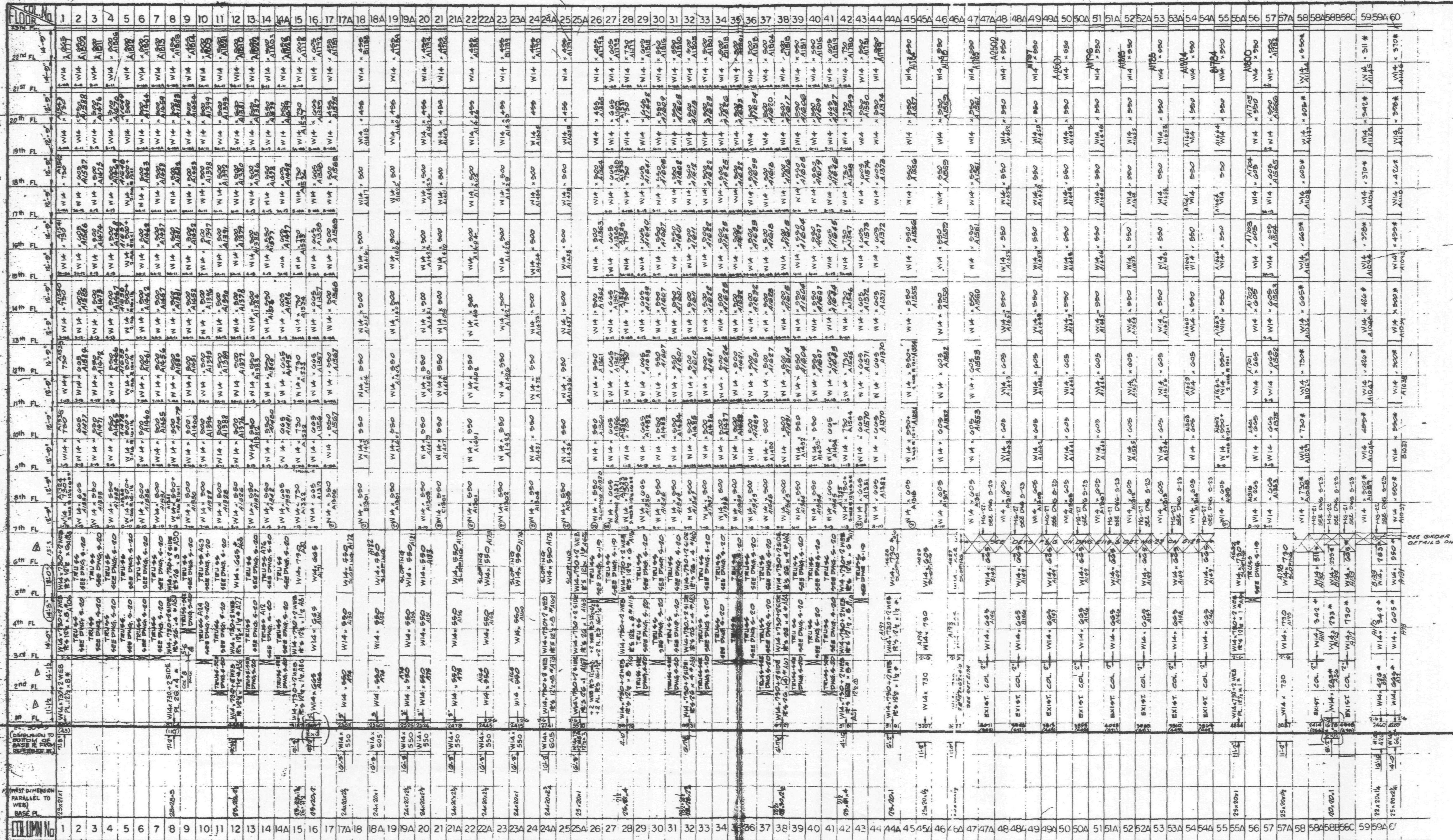

NOTES:

1. ALL COLUMNS (AND REINFORCING PLATES) TO BE A-36 STEEL EXCEPT FOR COLUMNS WITH # WHICH ARE TO BE A-572 GR 50. FOR COLUMNS WITH # IF THE REINFORCING PLATES ARE OVER 2" THICK THEY SHALL BE A-588 GR 50. IF THEY ARE OVER 4" THICK THEY SHALL BE A-572 GR 42 IF THEY ARE OVER 6" THICK THEY SHALL BE A-588 GR 42.
2. LOADS SHOWN ARE TOTAL LOADS INCLUDING THOSE OF CON EDISON SUBSTATION. CON EDISON LOADS ARE ALSO SHOWN SEPARATELY IN PARENTHESES.
3. WEB PLATES FOR COLUMNS 25A, 44A & 56A SHALL TERMINATE 3" ABOVE TOP OF BASE PLATE.
4. SEE DWG. E117A FOR BALANCE OF INFORMATION.
5. FLOOR TO FLOOR DIMENSIONS ARE BASE ON TOP OF SLAB ELEVATIONS.
6. ALL BASE PLATES TO BE A36 MATERIAL
7. #R INDICATES COL. REINFORCING R TO BE A588 GR 42

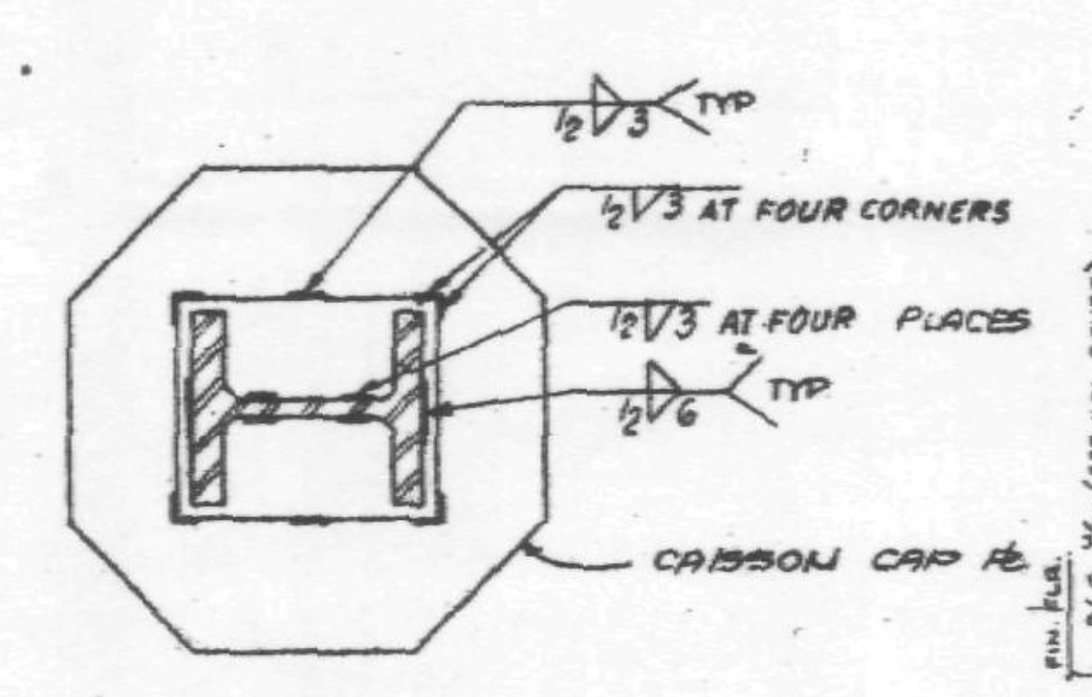

BASE PLATE DETAIL

COLUMNS 8, 16, 17A, 18A, 19A, 20, 21A, 22A, 23A, 24A, 25A, 45A, 46A, 55A, 57A, 58B, 59A, 61A.
SEE DWG. FS-3 FOR COLUMNS 1, 15, 44A, 81.
SEE DWG. FS-5 FOR COLUMNS 12, 28, 32, 38, 42, 60, 62, 63, 65, 66, 68, 69, 71, 72, 74, 75, 77, 80.
SEE DWG FS-2 FOR COLUMN 78A.

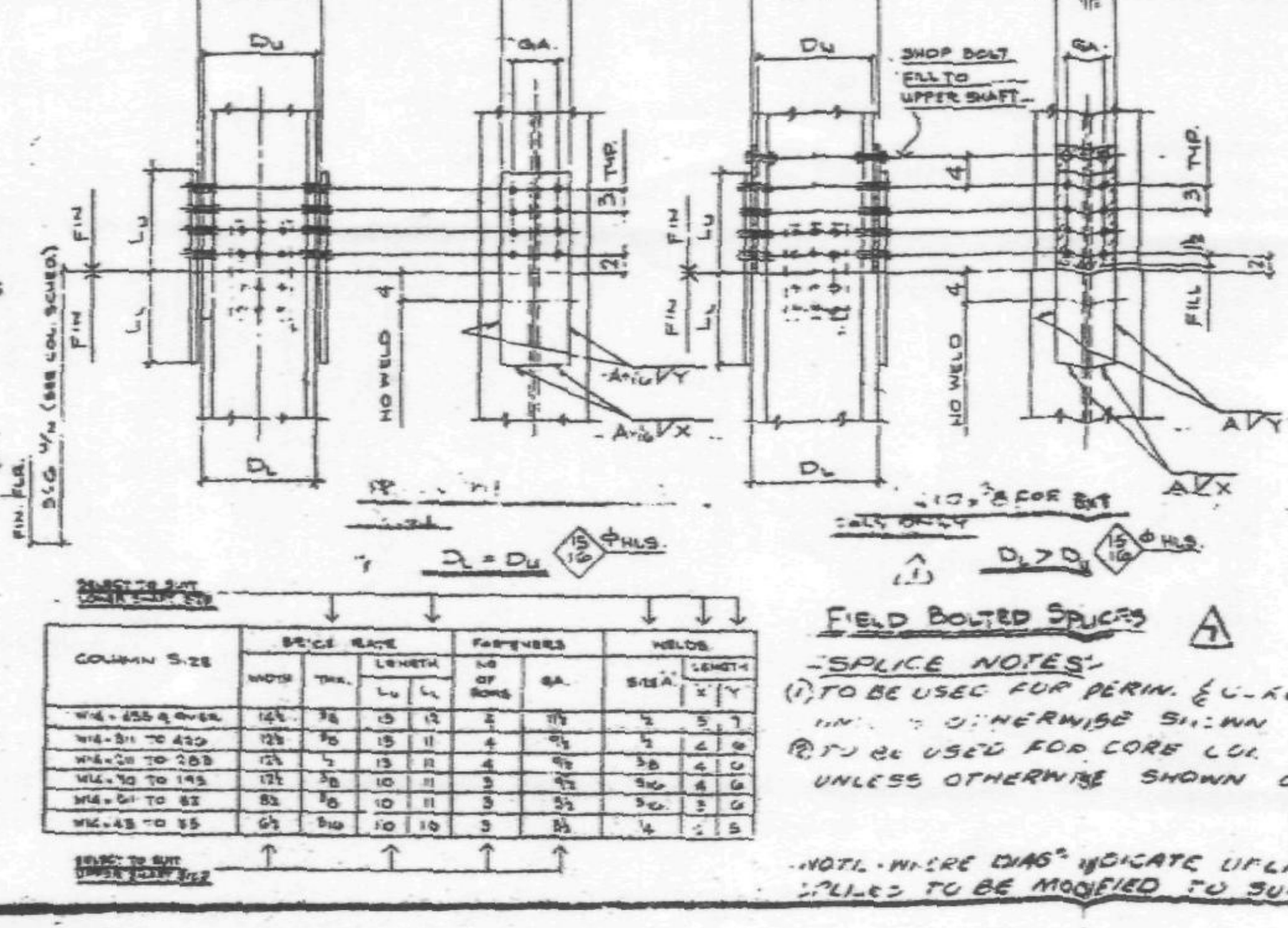

FIELD BOLTED SPLICES

-SPLICE NOTES-

1. TO BE USED FOR PERIM. & CORE COLS UP TO 5TH FLR SPLICES UNLESS OTHERWISE SHOWN ON E117A
2. TO BE USED FOR CORE COL 7TH FLR SPLICES AND UP UNLESS OTHERWISE SHOWN ON E118A

NOTE: WHERE DIAGS INDICATE UPLIFT SPLICES TO BE MODIFIED TO SUIT LOAD

-"PERIMETER COLS"-
UP TO 5TH FLR SPLICES SEE "SPLICE NOTES"
7TH FLR SPLICES & ABOVE TO BE TYPES 8-10 1/4

-"CORE COLS"-
SEE SPLICE NOTES

FOR GENERAL NOTES SEE DIAG. E120
WORK THIS DIAG. WITH E117A & E117B

NO.	DATE	BY	DESCRIPTION OF REVISION
	MAY 10	GM	GENERAL REVISION
	MAR 14/85	WF	COLUMN SPLICE REFERENCE ADDED & REINFORCING R'S NOTES
	APR 24/85	JS	DELETE DTL. DELETE SPLICE REFS. REV. NOTE
6	APR 19/85	BF	SPLICE FOR COLS WITH WEB R'S REV'D
	APR 16	RS	MARKS ADDED
	JAN 24		COL #8 SPLICE LVL ABOVE 3RD FLR REVD TO +36
	DEC 12		CUSTOMERS GENERAL REVISION X2
	NOV 30		DIMS FROM 6TH TO 7TH FL. REVISED
			DIMS FROM 1ST TO 3RD FLOOR REVISED

July 5/85E
July 3/85E
May 22/85E
May 6/85E
Apr 9/85E

COLUMN SCHEDULE No. 1
7 WORLD TRADE CENTER
TISHMAN CONSTRUCTION — CUSTOMER
EMERY ROTH & SONS P.C. — ARCHITECT
IRWIN G. CANTOR P.C. — ENGINEER

FRANKEL STEEL LIMITED
230 ATTWELL DRIVE UNIT 3. REXDALE, ONTARIO
SQUAD F.R.
MADE BY / DATE / CHKD. BY / DATE
CONT. No. 84-15 SHEET E117

CUSTOMERS DRAWING S-17

WTCI-276-I

NOTES:

1. ALL COLUMNS AND REINFORCING PLATES TO BE A-36 STEEL EXCEPT FOR COLUMNS WITH # WHICH ARE TO BE A-572, GR 50 / FOR COLUMNS WITH #
   IF THE REINFORCING PLATES ARE OVER 4" THICK THEY SHALL BE A-588 GR 50, IF THEY ARE OVER 4" THICK THEY SHALL BE A-572 GR 42, IF THEY ARE OVER 6 THICK THEY SHALL BE A-588 GR 42.
2. LOADS SHOWN ARE TOTAL LOADS INCLUDING THOSE OF CON EDISON SUBSTATION CON EDISON LOADS ARE ALSO SHOWN SEPARATELY IN PARENTHESES.
3. WEB PLATES FOR COLUMNS 18A, 44A & 55A SHALL TERMINATE 3" ABOVE TOP OF BASE PLATE.
4. SEE DWG. E117A FOR BALANCE OF INFORMATION.
5. FLOOR TO FLOOR DIMENSIONS ARE BASE ON TOP OF SLAB ELEVATIONS.
6. ALL BASE PLATES TO BE A36 MATERIAL
7. W.R. INDICATES COL. REINFORCING TO BE A588 GR 42

BASE PLATE DETAIL

COLUMNS 8, 18, 17A, 18A, 19A, 20, 21A, 22A, 23A, 24A, 25A, 48A, 44A, 55A, 37A, 58B, 59A, 61A.
SEE DWG. E3-3 FOR COLUMNS 1, 15, 44A, 61.
SEE DWG. E3-5 FOR COLUMNS 12, 18, 30, 36, 42, 62, 66, 68, 69, 70, 71, 72, 74, 75, 79, 80.
SEE DWG. E3-2 FOR COLUMN 75A.

FIELD BOLTED SPLICE

"SPLICE NOTES"

(1) TO BE USED FOR PERIM. & CORE COL. UP TO 5TH FLR SPLICES
(2) TO BE USED FOR CORE COL. 5TH FLR. SPLICES AND UP UNLESS OTHERWISE SHOWN ON ELEV.

NOTE - MOMENT DIAGS. INDICATE LIFT LOADS TO BE ADJUSTED TO BUT LOADS

"PERIMETER COL"S" — UP TO 5TH FLR SPLICES SEE "SPLICE NOTES". 7TH FLR SPLICES & ABOVE TO BE TYPE B-104W

"CORE COL"S" — SEE SPLICE NOTES

FOR GENERAL NOTES SEE DIAG. E120
WORK THIS DIAG. WITH E117A & E117B

NO.	DATE	BY	DESCRIPTION OF REVISION
8	July 5/85	DAK	GENERAL REVISION
7	July 2/85	DAK	COLUMN SPLICE REFERENCE ADDED, 1 REINFORCING 12" HOLE
6	May 23/85	JG	DELETE DTL. DELETE SPLICE REFS. REV. NOTE
5	May 6/85	BF	SPLICE FOR COLS WITH WEB R# REVS
4	Apr. 15/85	BF	CORNER ADDED
3	Mar. 26/85	DAK	COL "B" 2 SPLICE LVL ABOVE 3RD FLR REVISED TO 4'-3"
2	Mar. 19/85	DAK	CUSTOMERS GENERAL REVISION #2
1	Feb. 22/85	DAK	DWG. 1 AND 5TH FLR TYPICAL REVISED
0	Jan. 29/85	DAK	DWG. ISSUED FOR "B & E" REVIEW. REVISED

COLUMN SCHEDULE NO. 1
7 WORLD TRADE CENTER
TISHMAN CONSTRUCTION — CUSTOMERS
EMERY ROTH & SONS P.C. — ARCHITECTS
IRWIN G. CANTOR P.C. — ENGINEERS

FRANKEL STEEL LIMITED
235 ATTWELL DRIVE UNIT 5, REXDALE, ONTARIO M9W 5B5
SCALE F.R. | MADE BY | DATE | CHKD. BY | DATE
CONT. No. 84-15 | SHEET E117

Customer's Drawing E-17

WTCI-276-I