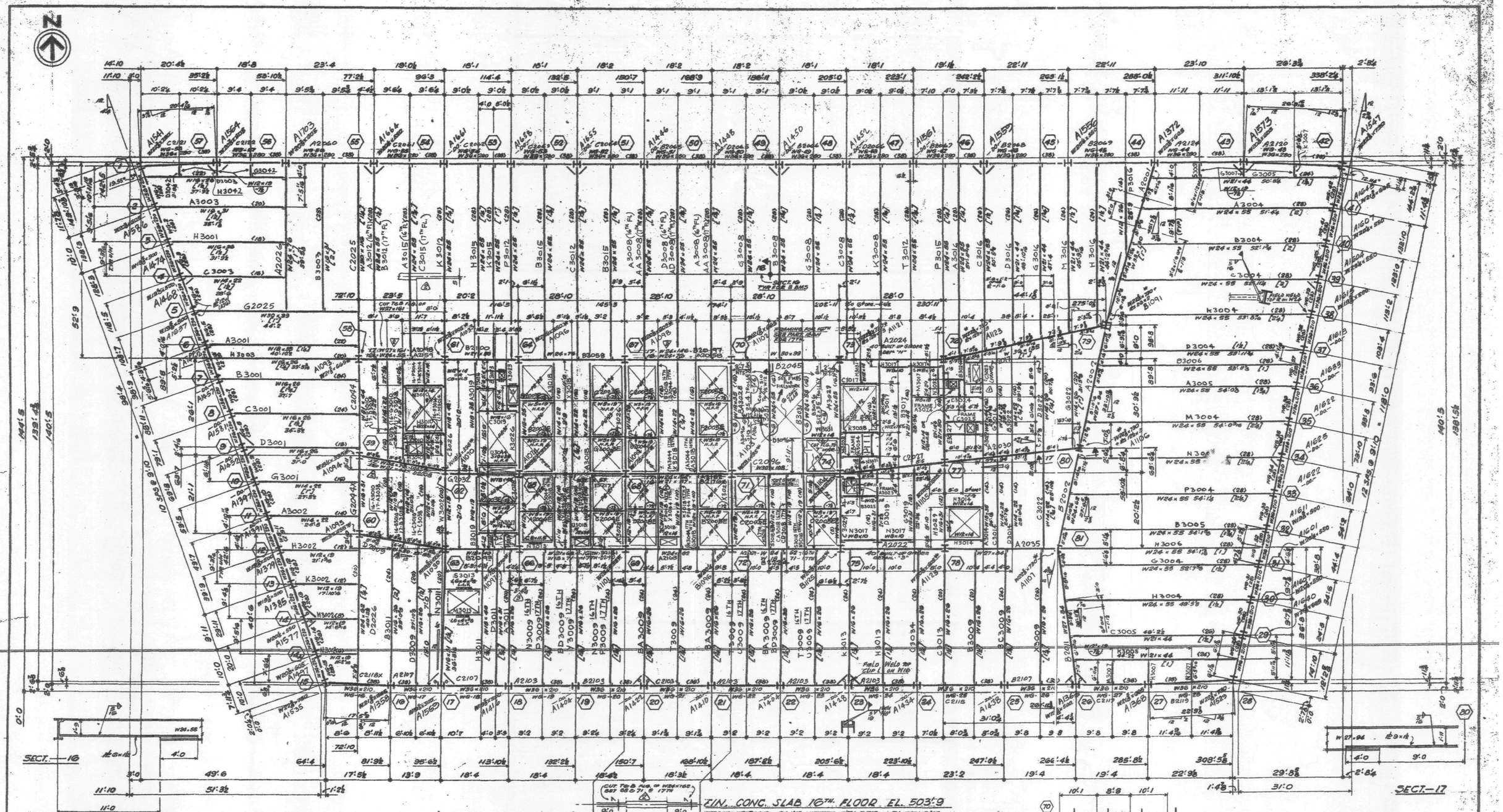

FOR KEY PLAN SHOWING CONNECTION LOCATIONS SEE DWG. 9100

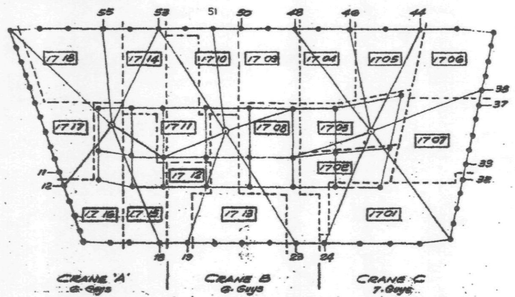

KEY PLAN SHOWING SHIPPING DIVS.

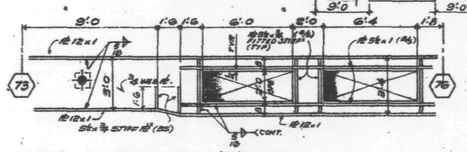

BUILT-UP GIRDER DETAIL—'N'
GIRDER REACTION = 100K.
PROVIDE FULL DEPTH CONNECTION FOR ALL BEAMS FRAMING INTO THE NORTH SIDE OF THE BUILT-UP GIRDER

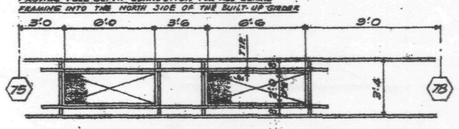

PL. SIZES & WELDING SAME AS DETAIL 'N'

BUILT-UP GIRDER DETAIL—'S'
GIRDER REACTION = 75K.
PROVIDE FULL DEPTH CONNECTION FOR ALL BEAMS FRAMING INTO THE SOUTH SIDE OF THE BUILT-UP GIRDER

FIN. CONC. SLAB 16TH. FLOOR EL. 503'-9
FIN. CONC. SLAB 17TH. FLOOR EL. 516'-6
TOP OF STEEL 5½" BELOW FIN. CONC. SLAB U.N.
ALL BEAMS SHALL BE ASTM A-572 GRADE 50 EXCEPT:—
WIND GIRDERS:- INDICATED "WG" ON PLAN.
ALL BEAMS W5×19 (-7½) & SPANDREL BRACE BEAMS W12×19 (-7½)
WHICH SHALL BE ASTM A-36
ALL COLS ARE A36 EXCEPT COLS WITH * WHICH ARE A572 GR.50
REINF. PLS FOR COLS WITH *, UP TO 2" THK.—A572 GR.50
OVER 2" THK.—A588
OVER 4" THK.—A572 GR.42
OVER 6" THK.—A588
BEAM OPENING ℄ ELEVATIONS, ARE GIVEN WITH RESPECT TO TOP OF STEEL.
(...) INDICATES ¾"× 5 SHEAR STUDS, FIELD APPLIED
[...] INDICATES CAMBER
FOR GENERAL NOTES—SEE E120
COL. SCHEDULES ——— E117; 117A
FOR SPANDREL TRUSS CONNECTIONS TO PERIMETER COLS & WIND GIRDERS, SEE CW-1
(5) FOR ADDITIONAL STUDS SEE CUST. DWG. 58 REV. (1)

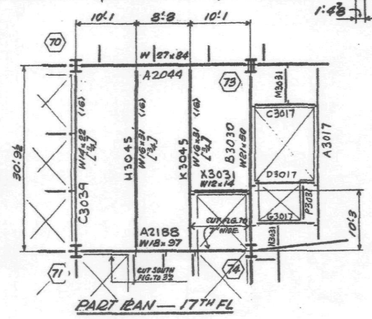

PART PLAN—17TH FL

9TH TIER

Aug 28/85 E
July 5/85 E

NO.	DATE	BY	REVISION
(5)	Nov. 12/85	BF	NOTE FOR ADD. STUDS (X54)
(4)	7/19/85	BF	X39 - CORE - 16TH FL. BETWN TO 8.73 - BMS. ADDED & BM. ELEVS. REVD.
(3)	5/23/85	GP	X26 OPEN'G @ COL 66 REV.
(2)	5/9/85	GP	DERRICK SUPPORT BMS @ 17TH.
			(ELECT'L CLOSET "C" REV. 3/21/85
(1)	04/19/85	GP	TO APPROVAL 04/17/85

REVISED
DATE ___ BY ___ OPEN HOLES ___
DATE ___ BY ___ PAINT ___
DATE ___ BY ___ ERECTED BY ___
DATE ___ BY ___ FIELD PAINT ___
DATE ___ BY ___ INSPECTION ___

16TH & 17TH FLOOR FRAMING PLAN.
7 WORLD TRADE CENTER.
TISHMAN CONSTRUCTION. CUSTOMER
EMERY ROTH & SONS P.C. ARCHITECT
IRWIN G. CANTOR P.C. ENGINEER

FRANKEL STEEL LIMITED
220 ATTWELL DRIVE UNIT 1 REXDALE, ONTARIO
SQUAD F.R.
MADE BY GP DATE CHKD. BY JIM DATE APRIL
CONT. No. 84-15 SHEET E16/17

WTCI-274-I

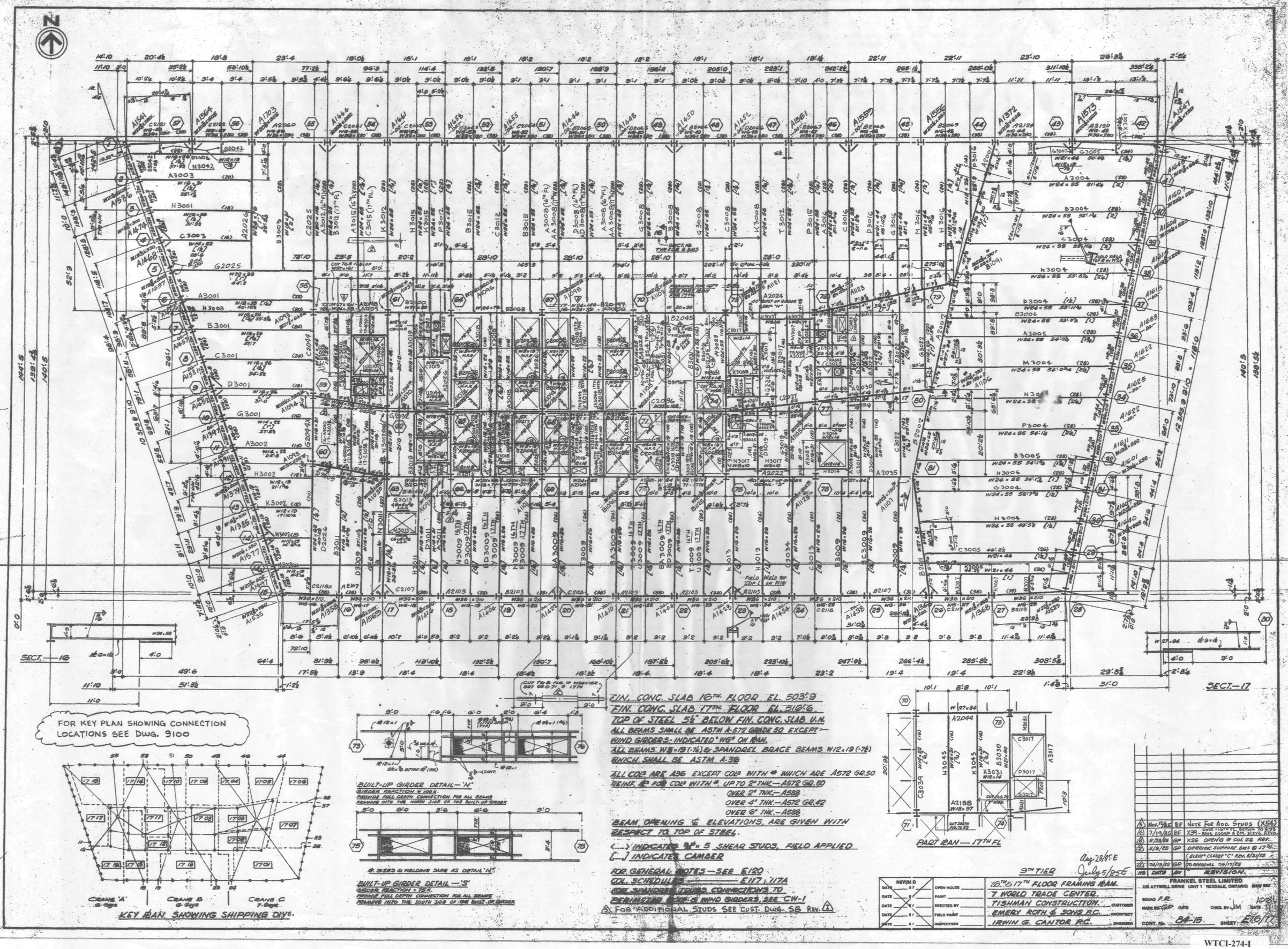

SECT.—16
SECT.—17
FOR KEY PLAN SHOWING CONNECTION LOCATIONS SEE DWG. 9100
KEY PLAN SHOWING SHIPPING DIVS.
CRANE 'A' 6 Guys
CRANE B 6 Guys
CRANE C 7 Guys
BUILT-UP GIRDER DETAIL—'N'
GIRDER REACTION = 100K.
PROVIDE FULL DEPTH CONNECTION FOR ALL BEAMS FRAMING INTO THE NORTH SIDE OF THE BUILT-UP GIRDER
BUILT-UP GIRDER DETAIL—'S'
GIRDER REACTION = 75K.
PROVIDE FULL DEPTH CONNECTION FOR ALL BEAMS FRAMING INTO THE SOUTH SIDE OF THE BUILT-UP GIRDER
FIN. CONC. SLAB 16TH FLOOR EL. 503'-9
FIN. CONC. SLAB 17TH FLOOR EL. 516'-6
TOP OF STEEL 5½" BELOW FIN. CONC. SLAB U.N.
ALL BEAMS SHALL BE ASTM A-572 GRADE 50 EXCEPT WIND GIRDERS - INDICATED "WG" ON PLAN.
ALL BEAMS W5×19 (-7½) & SPANDREL BRACE BEAMS W12×19 (-7½) WHICH SHALL BE ASTM A-36
ALL COLS ARE A36 EXCEPT COLS WITH * WHICH ARE A572 GR.50
REINF. PLS FOR COLS WITH *, UP TO 2" THK.—A572 GR.50
OVER 2" THK.—A588
OVER 4" THK.—A572 GR.42
OVER 6" THK.—A588
BEAM OPENING ℄ ELEVATIONS, ARE GIVEN WITH RESPECT TO TOP OF STEEL.
<...> INDICATES ¾"× 5 SHEAR STUDS, FIELD APPLIED
[...] INDICATES CAMBER
FOR GENERAL NOTES—SEE E120
COL. SCHEDULES ——— E117; 117A
FOR SPANDREL TRUSS CONNECTIONS TO PERIMETER COLS & WIND GIRDERS, SEE CW-1
(5) FOR ADDITIONAL STUDS SEE CUST. DWG. S8 REV. (1)
PART PLAN — 17TH FL
9TH TIER
Aug 28/85 E
July 5/85 E
REVISED
OPEN HOLES
PAINT
ERECTED BY
FIELD PAINT
INSPECTION
16TH & 17TH FLOOR FRAMING PLAN.
7 WORLD TRADE CENTER.
TISHMAN CONSTRUCTION. CUSTOMER
EMERY ROTH & SONS P.C. ARCHITECT
IRWIN G. CANTOR P.C. ENGINEER
(5) Nov. 12/85 BF NOTE FOR ADD. STUDS (X54)
(4) 7/19/85 BF X39 - CORE - 16TH FL. BETWN 10 & 13 - BMS ADDED & BM. ELEVS. REVD.
(3) 5/23/85 GP X26 OPENG @ COL 66 REV.
(2) 5/9/85 GP DERRICK SUPPORT BMS @ 17TH
(ELECT. CLOSET "C" REV. 5/21/85
(1) 04/19/85 GP TO APPROVAL 04/17/85
NO. DATE BY REVISION.
FRANKEL STEEL LIMITED
226 ATTWELL DRIVE UNIT 1 REXDALE, ONTARIO
SQUAD F.R.
MADE BY GP DATE
CHKD. BY JM DATE APRIL
CONT. No. 84-15
SHEET E16/17

WTCI-274-I