

[המצטרף/ת האחרון/ה לארגון נקים דגניה איזנקוט מ- חולון --- דוד בן גוריון וראשית השת"פ עם האויב בשואה עד להפקרות הבטחונית של היום](#)
Exposing distortions in the NEJM scientific publication on the efficiency of Pfizer's vax

אינדקס הפורומים < הודעות של נקים 

עדכונים של נקים:

Exposing distortions in the NEJM scientific publication on the efficiency of Pfizer's vax

צפה בנושא הקודם :: צפה בנושא הבא	
הודעה	מחבר
<p>Exposing distortions in the NEJM scientific publication on the efficiency of Pfizer's vax</p> <p>פורסם: שלישי 23:05 02.03.21 נושא ההודעה: Exposing distortions in the NEJM scientific publication on the efficiency of Pfizer's vax</p> <p>(this article has been published in hebrew first here on march 1 2021)</p> <p>Exposing distortions in the Israeli/American team's scientific publication on the efficiency of Pfizer's vaccine</p> <p>draft 2</p> <p>On 24/02/2021, the New England Journal of Medicine published a presumably scientific article attempting to prove the efficiency of Pfizer's vaccine, entitled: BNT162b2 mRNA Covid-19 Vaccine in a Nationwide Mass Vaccination Setting, by Dagan et al 2021. We show that this article does not prove the efficiency of Pfizer's vaccine, and even confirms our previous findings that the vaccine kills more than protects.</p> <p>In order to understand how claims in an article in a highly respected scientific journal can be opposite to its data we note the article's authors according to the comment by Dr Jaffa Shir Raz (see her post on FB here), eight among ten coauthors got funds from Pfizer,as detailed in there disclosure pdf, hence, most of the authors are in a situation of</p>	<p>חיים יטיב דובר של 'נקים'</p>  <p>הצטרף: 23 ינו' 2006 הודעות: 909</p>

conflicts of interests, especially Professor Ran Balicer, the research team's leader.

See as well the post here by Iris Atzmon.

Section 6. Disclosure Statement

Based on the above disclosures, this form will automatically generate a disclosure statement, which will appear in the box below.

Dr. Balicer reports grants from Pfizer, outside the submitted work; .

Professor Ran Balicer is the chief scientist for the Israeli Health insurance company KupatHolimKlalit and is a member of the Israel Health Ministry team for epidemics and is the leader of Health ministry research presumably proving vaccine efficiency. Hence, he got the exemption from the requirement for informed consent from the participants. This means that citizens of this Laboratory state are with no legal protections at all. It seems that at the state's apex there is the wish to prove by any means the vaccine's efficiency.

The article by Dagan et al also shows that the database it uses is not publicly available. In other words, "trust us that we write the truth and don't ask questions".

Now we analyse the data. In fact, from this long article the most important information is from page 45-54 in the tables from the **Supplementary appendix**.

Table S7 – Life Tables using the Kaplan-Meier Approach

The following life tables were used to compute the cumulative incidence curves in the main analysis and in the sensitivity analysis in which censoring of vaccinated controls was delayed (Figure S7, Table S5). These tables are not sufficient to reproduce the VE estimates as these depend on a sub-cohort of matched pairs that were not censored prior to the beginning of the follow-up period of interest.

Time (Days)	Main Analysis												Sensitivity Analysis when Delaying Censoring of Vaccinated Controls											
	Unvaccinated						Vaccinated						Unvaccinated						Vaccinated					
	Number at Risk	Number of Events	Events per 100,000	Number Censored	Cumulative Incidence	Number at Risk	Number of Events	Events per 100,000	Number Censored	Cumulative Incidence	Number at Risk	Number of Events	Events per 100,000	Number Censored	Cumulative Incidence	Number at Risk	Number of Events	Events per 100,000	Number Censored	Cumulative Incidence				
1	596618	359	60	38225	0.001	596618	172	29	39276	0.000	526677	326	61	10992	0.001	526677	161	31	10968	0.000				
2	556974	367	66	32763	0.001	557172	235	42	32764	0.001	515961	334	65	9700	0.001	515728	200	39	9734	0.001				
3	513644	348	66	27689	0.002	538179	319	60	27676	0.001	505477	364	60	8717	0.002	505791	300	59	8717	0.001				
4	496009	356	72	25086	0.003	486364	387	56	25080	0.002	486436	332	67	8943	0.003	486757	233	57	8952	0.002				
5	489755	332	71	28741	0.003	476204	317	67	28729	0.003	491181	315	64	12117	0.003	491522	311	63	12136	0.002				
6	439642	297	66	24833	0.004	440158	282	66	24839	0.003	478749	297	62	10051	0.004	479075	299	62	10182	0.003				
7	413052	305	74	27705	0.005	413527	349	64	27660	0.004	468301	327	70	12239	0.004	468584	365	70	12238	0.004				
8	385042	274	72	24874	0.005	385510	308	60	24869	0.005	455735	295	65	34229	0.006	455991	347	76	34267	0.005				
9	357090	216	60	24536	0.006	355355	294	61	24544	0.006	421211	229	64	30205	0.006	421577	344	62	30204	0.005				
10	315338	228	68	19519	0.007	315468	227	68	19513	0.006	388677	253	65	25185	0.006	388699	285	67	25187	0.006				
11	313769	251	60	17049	0.008	314150	209	67	17005	0.007	365439	261	71	23369	0.007	365469	232	63	23345	0.007				
12	296469	200	67	18147	0.008	296964	184	62	18130	0.008	342809	239	64	23992	0.008	342892	204	59	23965	0.007				
13	278122	229	62	16288	0.009	276630	178	64	16272	0.008	319190	239	75	21709	0.008	319215	199	62	21763	0.008				
14	261823	207	79	14683	0.010	262180	171	65	14670	0.009	297170	218	73	20096	0.009	297363	174	59	20062	0.009				
15	248778	185	76	12171	0.011	247399	169	64	12167	0.009	274856	200	72	14654	0.010	274787	123	46	14748	0.009				
16	234679	159	68	11860	0.011	234783	94	60	11863	0.010	259652	187	64	15174	0.010	260231	111	43	15156	0.009				
17	222060	159	69	8795	0.012	222268	102	46	8785	0.010	244511	153	63	11460	0.011	244964	114	47	11467	0.010				
18	211512	164	77	8665	0.013	211959	72	34	8643	0.011	232890	171	73	10969	0.012	233203	74	32	10936	0.010				
19	204283	167	82	9741	0.013	204264	93	45	9723	0.011	221938	175	79	11504	0.013	222193	94	42	11487	0.011				
20	194373	158	81	7864	0.014	194428	69	35	7857	0.011	209679	174	83	8900	0.013	210612	76	36	8932	0.011				
21	185953	147	79	6316	0.015	185762	52	28	6308	0.012	180795	147	73	7349	0.014	181648	58	29	7318	0.011				
22	180900	134	74	6158	0.016	181382	54	30	6151	0.012	183268	142	73	7124	0.015	184210	62	32	7121	0.012				
23	173798	105	60	10041	0.016	173147	45	26	10057	0.012	189002	111	60	10905	0.015	187027	43	26	10905	0.012				

Dr Hervé Seligmann commented on the basis of these tables: The initial situation for the vaccine-treated vs the unvaccinated control groups differs, meaning that these groups were not randomly chosen from a pool of individuals. Indeed, there are on the first day of vaccination 172 positive COVID-19 cases among the 596618 vaccinated, vs 359 cases, more than twice, among the controls that same day. The probability that this would occur by chance is 1 in 5.813.953.488.372.093, meaning $P = 1.72 \times 10^{-16}$.

This means that there is a greater chance to win two consecutive times jackpot at the lottery than to get randomly such a difference between the two groups.

In addition, on that 1st day of vaccination, 52.3% of COVID-19 cases were symptomatic, while these were 63.2% among the unvaccinated COVID-19 cases on that day. The initial state of the hospitalized also differs on that first day of the vaccination process. On that day there were no hospitalizations among the vaccinated vs 6 among the unvaccinated.

What does that mean? This means that the treated group, those vaccinated, were apparently carefully chosen to have half the morbidity than in the unvaccinated group. Or, deciding the results before starting the experiment.

The trick does not end here. Examining the morbidity data of the vaccinated, one sees that within the 7 first days after initiating the vaccination process, the COVID-19 incidence rate increases by almost 3X, from 29/100000 to 84/100000, while the rate for the unvaccinated varies randomly within the range between 60 and 74/100000. This sudden increase in COVID-19 incidence among the vaccinated has for only explanation that relates to our previous observations on the matter, that the vaccine stimulates the infection by COVID-19 among the vaccinated, within the first days after the first dose, [see our previous article The uncovering of the vaccination data in Israel reveals a frightening picture](#) And our article in hebrew from February 1st 2021 "Can one show that the vaccine from Pfizer is today's major cause for high death rates in Israel and the world?".

See the figure below by Hervé Seligmann showing the increase in COVID-19 incidence rates among the vaccinated from the data in Table S7 in Dagan et al 2021.

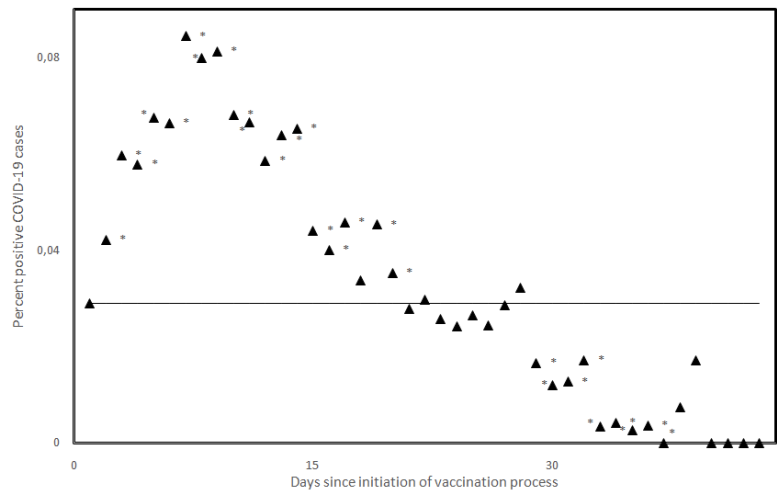


Figure 1. Daily COVID-19 incidence rates among vaccinated, as a function of days since initiation of the vaccination process. The baseline is defined by the COVID-19 incidence on day 1, * indicate $P < 0.05$ as compared to that baseline.

Surprisingly, in the data from the research by Dagan et al 2021, this sudden increase in COVID-19 cases is not reflected by an increase in COVID-19 deaths, of which there are none until day 11 post first vaccine dose. Considering the data from the table in the Ynet article on 43871 vaccinated Israelis that we previously analysed, and considering reports from the USA-based VAERS, it is clear that this mortality post vaccination is highly improbable.

Today a professor in epidemiology from an US university contacted me in relation to a previous article with interesting comments. He added a table that shows well mortality after the mRNA vaccines according to time, from reports to VAERS, see table below.

Day after Vaccination	Deaths
0	157
1	183
2	100
3	60
4	50
5	39
6	26
7	27
8	19
9	18
10-14	69 ie 13.8 /day
15-30	82 ie 5.1 /day

The table shows that postvaccine deaths happen mainly within the 4 first days after vaccination.

see as well our article feb.14.21

unusual proportion of deaths in reports on vaccine reactions from January 2021

It is hence impossible that within a group over half a million vaccinated no one died within the first week after vaccination, while the COVID-19 incidence rate in that group tripled during that time. This shows with high likelihood that Dagan et al 2021 arbitrarily excluded individuals among the vaccinated that did not match a predetermined result, and/or whose pathology is not believed related to COVID-19.

More analyses by Dr Hervé Seligmann and myself of the data from Dagan et al 2021 we found an additional phenomenon challenging the reliability of Dagan et al 2021. Among the 596618 unvaccinated, there are 32 deaths within the 44 days of the vaccination data gathering, 5.3/100000. This matches the Ynet table shown below that, as we suggested spans for a period of 18 days.in the updated article in Hebrew,

y

נפטרים מקורונה

גיל	לא מחוסנים (שיעור ל-100 אלף איש)	מחוסנים לחלוטין (שיעור ל-100 אלף איש)	יעילות
15-44	0.01	אין	-
45-65	0.19	0.0196	89.7%
65+	4.91	0.279	94.3%

Age	Unvaccinated per 100000	Vaccination complete per 100000	Efficiency
15-44	0.01	None	-
45-65	0.19	0.0196	89.7%
65+	4.91	0.279	94.3%

Among the vaccinated, there are only 4 deaths among 596618 and within 44 days, hence 1.5/100000. This does not match at all the Ynet table that shows 50 deaths among 100000 for a similar period, [see here](#).

	Community	Low	Mean	Serious	Critical	Died	Total
> 60 years	13075	323	314	865	183	636	15396
1st dose	10724	259	277	742	152	546	12700
0-13d	6235	147	166	465	81	344	7438
>13d	4489	112	111	277	71	202	5262
2 nd dose	2351	64	37	123	31	90	2696
0-6d	1043	24	11	57	13	51	1199
7-14d	1037	32	25	56	17	35	1202
>14d	271	8	1	10	1	4	295
< 60 years	28018	138	92	166	37	24	28475
1st dose	25926	125	87	153	34	22	26347
0-13d	19461	96	66	124	29	17	19793
>13d	6463	29	21	29	5	5	6552
Other	2						2
2 nd dose	2092	13	5	13	3	2	2128
0-6d	1167	8		4	1	2	1182
7-14d	761	4	4	8	2		779
>14d	164	1	1	1			167
All ages	41093	461	406	1031	220	660	43871

We can vet this by examining death data for that period from data from the Israel Ministry of Health. From December 19 2020 until February 1 2021, 1742 Israelis died from COVID-19, meaning 40 per day for an adult population of 6.5 millions. Hence, during that period, 0.61/100000 died per day, hence, 27/100000 cumulated over 44 days.

Considering that the unvaccinated in Dagan et al 2021 had only 5/100000 for that period and considering that this death rate corresponds to the death rate observed before the vaccination started on December 19 2020, we conclude that the 27-5 =22/100000 deaths from the vaccination period should be from the vaccinated subpopulation, as we observed in the Ynet table and as indicated by the reports from VAERS.

The conclusion from all the above is that the research by Dagan et al 2021 may be the greatest fraud ever in science since the hydroxychloroquine scandal in the Lancet.

The fraud does not end here, despite all the mentioned above on vaccine-related COVID-19 deaths and ignoring vaccine-induced secondary effects. I wrote today to the head of commission for examining misleading the public at the Ministry of Health, all the data are meaningless as long as one ignores post-vaccine deaths due to heart arrests, strokes and like events. Indeed, COVID-19 deaths can be reduced to null if all fragile individuals among the population are shot with a .357 magnum revolver before COVID-19 can kill them, and this does not transform the gun into a good vaccine.


I thank Dr Hervé Seligmann for help in examining data from Dagan et al 2021.


The Dr Seligmann more scientific report of this analyses is attached [here](#) and below.


Haim Yativ

Captureproftable.JPG																													
	:Description																												
KB 24.73	:Filesize																												
Time(s) 4663	:Viewed																												
<table border="1"> <thead> <tr> <th>Day after Vaccination</th> <th>Deaths</th> </tr> <tr> <th>-----</th> <th>-----</th> </tr> </thead> <tbody> <tr> <td>0</td> <td>157</td> </tr> <tr> <td>1</td> <td>183</td> </tr> <tr> <td>2</td> <td>100</td> </tr> <tr> <td>3</td> <td>60</td> </tr> <tr> <td>4</td> <td>50</td> </tr> <tr> <td>5</td> <td>39</td> </tr> <tr> <td>6</td> <td>26</td> </tr> <tr> <td>7</td> <td>27</td> </tr> <tr> <td>8</td> <td>19</td> </tr> <tr> <td>9</td> <td>18</td> </tr> <tr> <td>10-14</td> <td>69 ie 13.8 /day</td> </tr> <tr> <td>15-30</td> <td>82 ie 5.1 /day</td> </tr> </tbody> </table>		Day after Vaccination	Deaths	-----	-----	0	157	1	183	2	100	3	60	4	50	5	39	6	26	7	27	8	19	9	18	10-14	69 ie 13.8 /day	15-30	82 ie 5.1 /day
Day after Vaccination	Deaths																												
-----	-----																												
0	157																												
1	183																												
2	100																												
3	60																												
4	50																												
5	39																												
6	26																												
7	27																												
8	19																												
9	18																												
10-14	69 ie 13.8 /day																												
15-30	82 ie 5.1 /day																												

nejmoa2101765_appendix.pdf

 Download		:Description
	nejmoa2101765_appendix.pdf	:Filename
	MB 3.03	:Filesize
	Time(s) 60	:Downloaded

20day-increasedCOVID-19infection risks infection risks after initiating the vaccination process and inadequate design of the vaccinated group from Dagan-et-al2021.pdf		
 Download		:Description
	20day-increasedCOVID-19infection risks infection risks after initiating the vaccination process and inadequate design of the vaccinated group from Dagan-et-al2021.pdf	:Filename
	KB 81.43	:Filesize
	Time(s) 281	:Downloaded

nejmoa2101765.pdf		
 Download	BNT162b2 mRNA Covid-19 Vaccine in a Nationwide Mass Vaccination Setting	:Description
	nejmoa2101765.pdf	:Filename
	KB 539.01	:Filesize
	Time(s) 55	:Downloaded

הצטרפו לקבוצה של נקים בטלגרם לקבל עדכונים ולשתף.
https://t.me/Nakim_org_News
 ולערוץ של נקים בטלגרם להתעדכן:
https://t.me/Nakim_org_Ch

הסקר קובע: רוב הציבור בישראל סבור שהשחיתות פוגעת בחייו היום יומיים,
 חתום על העצומה נגד שחיתות הממסד ומערכת המשפט והצטרף ל"נקים"

ניתן להשיג את חיים יטיב הדובר של ארגון "נקים" באמצעות טלגרם [@HaimYativ](https://t.me/HaimYativ) או דוא"ל haim@nakim.org



השופט מישאל חשין: המלחמה בשחיתות היא מלחמה להגנה עצמית בה לא לוקחים שבויים



חזרה למעלה

הצג הודעות מלפני: כל ההודעות | הכי ישנות קודם | לך

כל הזמנים הם GMT + 2 שעות

אינדקס הפורומים < הודעות של נקים



עמוד 1 מתוך 1

לך | הודעות של נקים

אתה לא יכול לפרסם נושאים חדשים בפורום זה
אתה יכול להגיב לנושאים בפורום זה
אתה לא יכול לערוך את הודעותיך בפורום זה
אתה לא יכול למחוק את הודעותיך בפורום זה
אתה יכול להצביע בסקרים בפורום זה
You cannot attach files in this forum
You can download files in this forum

תודה למאות הלייקים, שדרגנו לדרך חדש תודה לחדש לנו לייק!

נבחרים
גילויים אחרונים בפרשת רצח יצחק רבין ז"ל

הקשרים של `המאפיה` המשפטית נחשפים



גלובס חושף שהפרקליטות מושחתת השופטת הדס יהלום מאשרת זאת אך לא עושה דבר

תגובה כללית לאתר זה כאן, תגובה להודעה או כתבה ספציפית יש להגיב למעלה, תודה!

WANT TO KNOW WHO REALLY RULES THE STATE OF ISRAEL? GO TO [THE SCHLAFF AFFAIR](#)

Powered by Nakim Israeli Citizens © People of Israel 2005, 2021

מנוהל על ידי

Powered by phpBB © 2001, 2005 phpBB Group